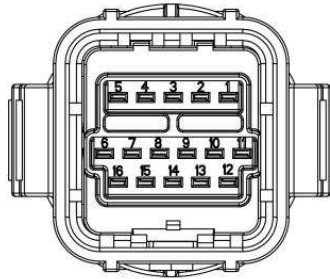


### H1-G2



PIN	1	2	3	4	5	6	7	8
Definition	Meter485A	Meter485B	485B	485A	CT2+	CT2-	CT1-	CT1+

H1-G2-Kommunikationsterminal

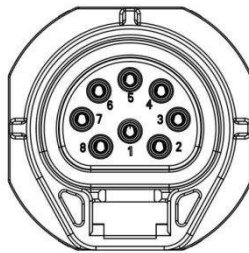
PIN1: Meter485A

PIN2: Meter485B

PIN3: EV-Ladegerät 485B

PIN4: EV-Ladegerät 485A

### H3



PIN	1	2	3	4	5	6	7	8
Definition	485A	485B	Meter 485B	Meter 485A	GND	GND	RY_CON	+12V

H3-Kommunikationsterminal

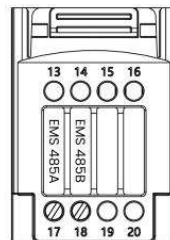
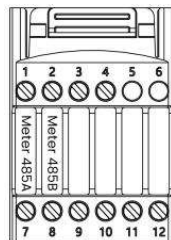
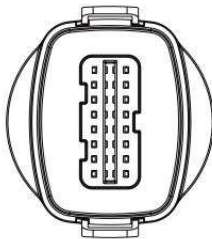
PIN4: Meter485A

PIN3: Meter485B

PIN1: EV-Ladegerät 485A

PIN2: EV-Ladegerät 485B

### H3-Pro



1	2	3	4	5	6	7	8
DRY RLY2-	DRY RLY2+	DRY RLY1-	DRY RLY1+	/	/	Meter 485A	Meter 485B
9	10	11	12	13	14	15	16
GND TVS	GND COM	+12V SELV	RY Ctrl	/	/	/	/
17	18	19	20				
EMS 485A	EMS 485B	/	/				

H3-Pro-Kommunikationsterminal

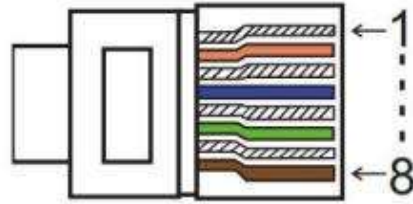
PIN7: Meter485A

PIN8: Meter485B

PIN17: EV-Ladegerät 485A

PIN18: EV-Ladegerät 485B

H3-Smart

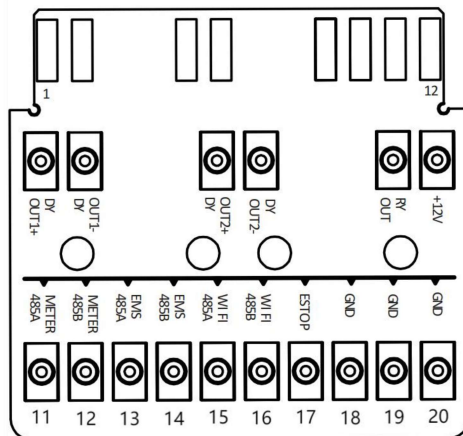


H3-Smart-Kommunikationsterminal

PIN1: Meter485B

PIN2: Meter485A

PIN	1	2	3	4	5	6	7	8
Definition	Meter 485B	Meter 485A	/	/	/	/	Meter 485B	Meter 485A



PIN13: EV-Ladegerät 485A

PIN14: EV-Ladegerät 485B

PIN	13	14
Definition	485A	485B

